

WA TRIATHLON



2023/24
ANNUAL REPORT

Contents

About Triathlon WA	3
Vision, Purpose, Goals and Values.....	3
Board Members.....	4
Staff Members.....	4
Life Members.....	4
Affiliated Clubs	5
Season 2023/24 Stats	5
Reports	6
President's Report.....	6
Executive Director's Report.....	8
Membership and Clubs.....	9
Participation and Programs	10
Pathway Program and Team WA.....	10
Pathway Program Squads	11
Coaching.....	13
Technical Officiating.....	14
State-run Events	15
Rockingham Foreshore Triathlon.....	15
Every Woman Triathlon	16
Busselton Festival of Triathlon.....	17
Awards and Service	20
Life Membership.....	20
Annual Awards	21
Triathlete of the Year	24
State Champions.....	24
Financial Reports.....	28

Contact

E: admin@wa.triathlon.org.au

P: 08 9443 9778

Level 1, 203 Underwood Avenue Floreat, WA 6014

PO BOX 291 Floreat, WA 6014

ABN: 94 233 007 720



ABOUT TRIATHLON WA

Triathlon Western Australia (Triathlon WA) was established in 1986 as the governing body to oversee and promote Triathlon, Duathlon, Aquathlon, and Multisport in WA. As a non-profit organisation affiliated with the national governing body, AusTriathlon, we exist to support grassroots sport and help provide participation opportunities for all levels of competitor.

We focus on encouraging a strong club membership structure that allows our members to train and improve their skills in a community of like-minded people.

A key focus for us is to promote and capitalise on the health and lifestyle benefits that come from participating in triathlon – including physical, social, and mental benefits.

Through our work, we aim to connect and inspire the community to a lifestyle of multi-sport, and promote the triathlon values of belonging, health, enjoyment, respect, achievement, and integrity. Triathlon is a sport for life and is well positioned to play a pivotal role in shaping people's health and fitness habits from an early age.

Vision, Purpose, Goals and Values

VISION

To inspire Western Australians to embrace triathlon as a lifestyle, recreation or sporting pursuit.

PURPOSE

Achieve a sustainable sport in which members and stakeholders are well serviced and represented at a reasonable cost.

VALUES

Health, belonging, achievement, respect, enjoyment and integrity.

GOALS

1. Members and stakeholders report high levels of satisfaction with the association.
2. The quality of events run in WA is improved.
3. Coaching and officiating capability and capacity is improved.
4. Clubs are run sustainably and support all ages and abilities.
5. Volunteers are recognised and rewarded for their contribution.
6. Participation and membership are grown sustainably.
7. Diversity and sustainability are created in the association's revenue streams

Board Members

Brenden Koh - President
Elected Member

Henrietta Farrell - Vice President
Elected Member

Lauren McGregor - Treasurer
Appointed Member

Emma Ridley
Elected Member

Ashlee Morgan
Appointed Member

Eddie Oldroyd
Appointed Member

Bruce McCully
Elected Member

Steve Norton
Elected Member

John McCann
Elected Member – term expired October 2023

Morgan Marsh
Elected Member – term expired October 2023

Kate McRobb
Elected Member- stepped down April 2024

Staff Members

Executive Director

Mel Farley *commenced February 2024*

Olivia Birkett *July 2023-January 2024*

Glenn Te Raki *contracted to August 2023*

Lauren Huddy
Membership & Marketing Manager

Janine Kaye
Pathway Program Lead

Tarquin Bateman
Events & Marketing Coordinator

Cathy Hoare
Technical & Sanctioning Officer

Mike Gee
Coaching Manager – *left role July 2023*

Alex Barron
Coaching Education Administrator –
started November 2023

Life Members

1992 – Rob Pickard

1994 – Mark Batten

1996 – Toni O'Donnell

1997 – Peter Hall

2008 – Steve Barrie*

2008 – Stuart Fuller

2008 – Frank Stapleton

2009 – Judi Clemie

2009 – Warren Milward

2010 – Sam Prince

2012 – Peter Rash

2015 – Annie Brinkworth

2015 – Robyn Scott

2020 – Justine Bolton

2024 – Vicki Delves

2024 – David Budge


* *Deceased*



Affiliated Clubs

- | | |
|----------------------------|--|
| Albany Triathlon Club | Oceanic Triathlon Club |
| Armadale Triathlon Club | Perth Triathlon Club |
| Bunbury Triathlon Club | Perth Hills Triathlon Club |
| Busselton Triathlon Club | Phoenix Triathlon Club |
| EFS Triathlon Club | Rockingham Triathlon Club |
| Esperance Triathlon Club | Stadium Triathlon Club |
| Exceed Triathlon Club | XTR Triathlon Club |
| Fremantle Triathlon Club | UWA Triathlon Club |
| Kalgoorlie Triathlon Club | Western Australian Police Triathlon Club |
| Mandurah Triathlon Club | |
| North Coast Triathlon Club | |

Season 2023/24 Stats





REPORTS

President's Report

As we reflect on another year, it is with great pleasure that I present this year's annual report. The 23-24 season has been one of continued growth, community engagement, and competitive success. Our achievements as an association are a testament to the dedication and passion of our members, volunteers, staff, and partners.

Our membership and participation numbers have shown a steady rise. Local membership numbers reached 2,078, reflecting a 3% increase, while participation numbers (race starts) rose to 15,167, marking an 8% growth over the previous season. Our trend in Western Australia is well above national growth figures, showing the strength of our sport in the West.

The association proudly owns and runs several events throughout the season to complement the TWA Race calendar. The Busselton Festival of Triathlon presented by Global Advanced Metals was again a resounding success, solidifying its reputation as a premier sporting event in Western Australia. This year's event saw exceptional participation with over 2100 athletes registered to compete, showcasing a diverse range of talent from first-time triathletes to seasoned professionals. The festival not only delivered a thrilling competitive experience but also fostered a vibrant community atmosphere, attracting over 5,300 visitors and generating an estimated \$5 million in local expenditure for the Southwest region. The high level of organisation from our event delivery partner, Event Matrix, combined with the massive effort from the TWA team, earned "Busso" the inaugural Community Sporting Event of the Year award at the SportWest Awards (2023 Event recognised), further cementing its status as a must-attend event on the triathlon calendar.

The 2024 Every Woman Triathlon event saw increased participation and received excellent feedback, continuing to attract many new participants to our community. Additionally, the National School Sport Triathlon and Aquathlon Championships were hosted in Rockingham, WA. This event benefited local juniors and enhanced our profile on a national level.

Our Pathway Program, which aims to provide a nurturing and supportive environment for the development of young West Australian athletes, also saw significant success this year. The draft legal race series Lightning League, supported by Carnac, provided exciting and valuable learning opportunities for our youth, junior and U23 athletes. Next year's season will see the continued evolution of the Pathway Program, including the continued alignment with AusTriathlon. The philosophy will remain the same – to create environments where athletes can develop the necessary tactical, technical, physiological, and psychological skills to aid progression through to the National Athlete Pathway. Juniors are the future of this sport, and I encourage our community to get behind them.

Our financial health at Triathlon Western Australia remains robust, thanks to thoughtful financial management and strong partnerships. This year we secured additional DLGSC / Healthway funding under our new message, "Fuel to Go and Play," which is a great fit for our sport as well as significant partnerships with DLGSC, Healthway, and Global Advanced Metals.



Our financial reserves continue to exceed Sport Australia’s recommendations, giving us the flexibility to introduce new programs and invest further into existing programs that enhance the sport. Although inflationary pressures have driven up event costs this year, we continue to explore opportunities to invest in member benefits while maintaining our strong financial position. It’s a good place to be, but not something we take for granted.

Last year, your board, along with Tri NSW and Tri ACT Boards, representing almost 50% of the member triathletes in Australia, elected for our respective associations to remain independent from the centralised AusTriathlon Operating Model, and this year also declined a “trial” proposed by AusTriathlon. Ultimately, the Board felt the model, even in trial form, does not meet the best interests of members in Western Australia. TWA will remain firmly run from the West and will continue to work closely with AusTriathlon and other states to align on key operational processes and ensure the best outcomes for our members and our sport.

A big thank you goes to our dedicated TWA Board Members: Henrietta Farell (Vice President), Lauren McGregor (Treasurer), Ashlee Morgan, Emma Ridley, John McCann, Kate McRobb, Bruce McCully, Morgan Marsh, and Steve Norton. These individuals, like many of our volunteers, have dedicated a significant amount of time behind the scenes to deliver the governance and strategy for the sport. This year, we welcomed our Executive Director, Mel Farley, back to lead our organisation. She has had an overwhelmingly positive influence on the team. Despite three senior leadership changes in one season and a reduced full-time events staff, our team of Lauren Huddy, Janine Kaye, Tarquin Bateman, Cathy Hoare, and Alex Barron performed exceptionally well, demonstrating resilience and commitment.

We were also proud to honour David Budge and Vicki Delves as new life members of the Association for their outstanding contributions to our community.

A heartfelt thank you to everyone who contributes to the success of triathlon in our community. To our Technical Officials, Event Volunteers, Coaches, Suppliers, and Sponsors—your dedication and hard work make our events and our season possible and ensure they run smoothly and safely. We also appreciate everyone out in the clubs, each bringing their unique passion and perspective to the sport. Triathlon means something different to every one of you, and it’s this diversity and commitment that truly enriches our community. Thank you for all that you do.

On behalf of Triathlon WA, we look forward to a safe, exciting and successful 2024/25 season.



Brenden Koh
President – Triathlon WA

Executive Director's Report

It is with pleasure we present the 2023/24 Triathlon WA Annual Report and share some of the highlights of an incredible year.

I am thrilled to be back at Triathlon WA after nearly two decades away from the sport. Leading this small but mighty team of passionate individuals is a real privilege. I would also like to thank the TWA Board who not only provided their time, expertise, and support to drive the strategy and long-term direction for the sport but guided me through a very busy period for our sport.

Change and resilience was the theme of the year, with Olivia Birkett making a great contribution in her 6 months at the helm. My appointment to the Executive Director role left a vacancy in the events space, which was ably filled by the rest of the team stepping up and taking on more responsibility well outside the scope of their roles. In addition, we recruited event specialist Briar Carter on a casual basis, outsourced the Volunteer Manager position and relied heavily on Event Matrix to stage the most successful Busselton Festival of Triathlon in many years. It was an amazing team effort that should not go unrecognised. With the new strategic plan nearly finalised under a stabilised Board and executive, the office will be resourced appropriately for the coming season to meet the identified objectives.

Membership and participation continued to grow above the national average, a testament not only to our internal team, but to our clubs, race directors and the broader triathlon community. Other highlights for the season included School Sport Nationals being hosted in WA, several sell out races across the season, and Busselton Festival of Triathlon being recognised as Community Sporting Event of the Year at the WA Sport Awards against some impressive competition.

Our pathways program also had a major shakeup, laying the foundation for supporting our talented and enthusiastic juniors in a targeted manner over the coming years. Club development was also a primary focus, recognising the role our clubs play in growing and supporting our sport. The team has undertaken much professional development over the year to ensure they continue to meet and surpass the requirements of their roles. We thank the Australian Sports Commission, DLGSC and SportWest specifically for providing these valuable training opportunities.

Another key change this season was around the Triathlon WA brand. While WA remains independent of AusTriathlon, the TWA Board elected to adopt the new national brand to align with the rest of the country. This rollout of the new brand will continue to occur across our events and programs as budgets permit.

We extend our thanks to the Department of Local Government, Sport and Cultural Industries (DLGSC), Healthway, Tourism WA, the City of Busselton, the City of Rockingham, the City of Armadale, and all our corporate partners for their support.

As we look towards a new season, I wish all our Triathlon WA members, clubs, officials and volunteers the very best.



A handwritten signature in black ink, appearing to read 'Mel Farley'.

Mel Farley

Executive Director – Triathlon WA



Membership and Clubs

Now in its third year, Go Membership has streamlined membership rollovers and revitalised auto-renewals. This has contributed to increased member retention season to season.

The Flexi Pricing Membership, launched in January with additional discounts in April, contributed to increased memberships mid-season, particularly before major events.

Standard membership remained the most popular subscription (84% of total members). Ninety percent of WA members are affiliated with a club, which highlights the dedication and strength of club committees in attracting and retaining members.

The gender split remained reasonably balanced, with 43% female and 57% male members by the end of the season. Female memberships have gradually increased over the past three seasons, though the national average still stands at 60% male and 40% female. While this distribution is more balanced than in many other sports, there is still progress to be made.

The median age of members was 40, which was reflected in the competitive age groups on the State Series leaderboards. The youngest member was 6 years old, and the oldest was 79, with 90% of the membership being over 20 years old. This age distribution reflected the unique demands and costs of the sport, emphasising triathlon as a lifestyle for all ages.

Membership data was used to align the next strategic plan for 2024-2027, focusing on supporting the needs of current members while developing sustainable initiatives for other demographics. The goal is to make the sport approachable for every person, and every body.

WA Members by Gender		
Male	1,189	57%
Female	886	43%
Other	3	0.1%
TOTAL	2,078	

WA Members by Club	
Albany Triathlon Club	18
Armadale Triathlon Club	48
Bunbury Triathlon Club	80
Busselton Triathlon Club	97
ADF Triathlon Club (National)	14
EFS Triathlon Club	48
Esperance Triathlon Club	7
Exceed Triathlon Club	61
Fremantle Triathlon Club	240
Kalgoorlie Triathlon Club	62
Mandurah Triathlon Club	110
North Coast Triathlon Club	309
Oceanic Triathlon Club	20
Perth Triathlon Club	154
Perth Hills Triathlon Club	75
Phoenix Triathlon Club	31
Rockingham Triathlon Club	115
Stadium Triathlon Club	206
XTR Triathlon Club	97
UWA Triathlon Club	71
WA Police Triathlon Club	27
Non-Club	188
TOTAL	2,078

Participation and Programs

In the 2023/2024 season, Triathlon WA achieved a notable increase in participation, with a total of 15,167 race starts, marking an 8% rise compared to the 2022/2023 season. This growth reflects a positive trend and heightened engagement within the triathlon community.

Beginner and grassroots programs have been instrumental in attracting new members and expanding participation across WA. During the 2023/2024 season, seven clubs ran adult beginner programs, collectively welcoming 177 participants. These club-run programs are vital as they create a sustainable framework, offering potential members their first exposure to the club environment and the sport.

TRYstars programs around the State also enjoyed significant success, engaging younger athletes and fostering their interest in triathlon through fun, activity-based settings. Three clubs, representing different regions—north of the river, south of the river, and regional areas—conducted TRYstars programs, with a total of 70 kids participating.

This increase in participation reflects a promising interest in the sport across all levels, from beginners to the next generation of triathletes. The overall increase in race starts and the steady growth in beginner program engagement underscore Triathlon WA's ongoing commitment to expanding and nurturing the sport in WA.

Pathway Program and Team WA

The WA Pathway Program is designed to develop physically and mentally robust athletes through targeted education and skill development opportunities. Its goal is to establish a strong foundation that maximises the potential and enjoyment of young triathletes, while also preparing talented junior athletes for the performance pathway.

The program recognises that the key to success for junior athletes is maintaining good health and wellbeing, consistency, enjoyment and patience, which are the key elements for both longevity and performance in sport. The program also aims to reduce some of the barriers for progression for WA athletes, to support an environment that fosters a strong sense of “team” and help create opportunities for fun and friendship.

At the close of the 2023/24 season, the Pathway Program included 64 athletes: 7 in the U/23 squad, 38 in the Junior squad, and 19 in the Youth squad. Throughout the season, multiple masterclasses, educational sessions, and group training sessions were held, focusing on skill development, education, and team bonding.

A total of 37 athletes participated in the overnight orientation camp in the Swan Valley, which was a resounding success. Additionally, the program supported two traveling race camps, featuring the largest cohorts to date: 7 athletes and one coach attended the Australian SuperSprint Championships in Runaway Bay (December 2023), and 9 athletes and two coaches attended in the Australian Sprint Championships (Wollongong, April 2024).

Racing Opportunities

Local draft-legal races received strong support from all Pathway athletes, with special thanks extended to the race directors for organising these events. It was rewarding to see Pathway Program athletes performing well in the WA State Series with many Triathlete of the Year podium spots filled by Team WA athletes in the junior age groups, and several older athletes recognized in the U23 and open categories. Additionally, the season featured valuable learning

experiences from national races, including the SSWA National Championships held in Rockingham.

Lightning League

The TWA Lightning League series was launched with 3 races at the start of the season:

October: Race 1 Equaliser - SBR/SBR

November: Race 2 Triple Mix - SBR/RBS/RSB

December: Race 3 Mixed Relay - SRR-tag-SBR x 2

Based very loosely on some ideas from Super League mixed with a handicap format, the Lightning league series was designed as a specific draft legal race experience for Pathway athletes. Athletes were divided into 3 teams (Cyclone, Tornadoes and Hurricanes) and raced for the team win across each event and the overall series win. Athletes were challenged by the handicap, short chutes and performance boosts making their position in the race uncertain until they reached the finish line. Transition races and the different formats added to the intensity, and it was great fun to watch. With every place across the line receiving valuable points for their team, athletes made sure they gave their all regardless of their position in the race.

Each team was supported by a coach who offered technical and tactical advice, and they seemed to enjoy the banter and competition even more than the athletes. We appreciate the time and dedication of the coaching team, Stuart Durham, Guy Crawford and Mike Lori.

The series was successful in meeting the desired outcomes of skill development at draft legal racing, building race intelligence opportunities whilst enjoying their time on course.

Final thanks to Carnac for their sponsorship of the series, to Cathy Hoare and Claire Hawkins for their valuable support in running the races, and the supporters who helped make the series such a success. Congratulations to the Hurricanes who were the overall series champions.

Pathway Program Squads

Youth Squad

Name	Club
Ava Rodgers	Fremantle Triathlon Club
Brodie Wilkinson	EFS Triathlon Club
Cooper Smeulders	Fremantle Triathlon Club
Dempsey Patterson	UWA Triathlon Club
Ella Rayner	North Coast Triathlon Club
Harrison Weston	EFS Triathlon Club
Isabella Neervoort	Fremantle Triathlon Club
Lily Ella Suckling	Exceed Triathlon Club
Lucy Henville	Exceed Triathlon Club
Luke Williams	North Coast Triathlon Club
Mia McPherson	-
Nathan Byrne	-
Nicholas Bell	Bunbury Triathlon Club
Olivia Smith	EFS Triathlon Club
Oliver Browne	-
Zach Martinick	UWA Triathlon Club

Junior Squad

Name	Club
Alexander Gardner	Bunbury Triathlon Club
Amelie Erskine	North Coast Triathlon Club
Andrew Newton	North Coast Triathlon Club
Annabelle Behan	Bunbury Triathlon Club
Ava Henville	Exceed Triathlon Club
Beatrix Erskine	North Coast Triathlon Club
Ben Mostert	EFS Triathlon Club
Billie Mincham	Fremantle Triathlon Club
Bridie Crew	North Coast Triathlon Club
Brie MacDonald	EFS Triathlon Club
Caide Ellis	Mandurah Triathlon Club
Christophe Gardner	Bunbury Triathlon Club
Connor Fraser	Bunbury Triathlon Club
Connor Richards	North Coast Triathlon Club
Daniel Stewart	EFS Triathlon Club
Ella Friend	North Coast Triathlon Club
Eric Aspeling	Mandurah Triathlon Club
Erin Driscoll	North Coast Triathlon Club
Gemma Gorton	North Coast Triathlon Club
Ivan Nagel	EFS Triathlon Club
Jacob Palmer	Exceed Triathlon Club
Joshua Fletcher	Exceed Triathlon Club
Joshua Neervoort	Fremantle Triathlon Club
Joshua Pedlow	Exceed Triathlon Club
Kayla Bongers	Armadale Triathlon Club
Lachlan El-Ansary	-
Lewis Laden-Wearne	North Coast Triathlon Club
Lucas Landers	UWA Triathlon Club
Lucienne Brozicevich	Fremantle Triathlon Club
Megan MacPherson	North Coast Triathlon Club
Rebecca Puccini	UWA Triathlon Club
Remy Patterson	UWA Triathlon Club
Ryan Macpherson	North Coast Triathlon Club
Shayne Houghton	-
Thor Sultana	North Coast Triathlon Club
Will Cramsie	North Coast Triathlon Club
William Holden	North Coast Triathlon Club

U23 Squad

Name	Club
Daniel Buis	North Coast Triathlon Club
Indie Arbuckle	XTR Triathlon Club
James Kjellgren-Lewis	Fremantle Triathlon Club
Madison Toovey	North Coast Tri Club
Rhianna Hepburn	UWA Triathlon Club
Rowan Kerr	XTR Triathlon Club
Tommaso Puccini	UWA Triathlon Club



Coaching

In 2023, the Triathlon WA Coaching business unit underwent significant changes. With Mike Gee departing from the Coaching Manager role in July, a vacancy remained for the first half of the season. After a reorganization of the position, Alex Barron joined as Coaching Education Administrator in November 2023. Throughout the season, four courses were run, offering members valuable insights into load management, training styles, and the opportunity to begin their coaching journey through foundational courses. A total of 27 participants enrolled in the foundation course, while 11 took part in the Development course in April. These courses not only provided essential education but also fostered networking within the triathlon community, supported by experienced coaches who volunteered their time to mentor. The courses encourage open discussion and collaboration, helping to cultivate a strong, educated, and connected coaching community that Triathlon WA aims to continue expanding through the coaching sector.

WA coaches are represented by a gender breakdown of 55% male and 45% female, exceeding the national average of 64% male to 36% female. This balanced representation underscores the vital role coaches play in both professional and volunteer capacities, with 56% serving professionally and 44% volunteering their time within local clubs, ensuring that athletes of all levels receive the support they need. Triathlon WA extends its heartfelt gratitude to all accredited coaches across Western Australia for their dedication to athletes of all ages, providing a platform for them to thrive and continue their triathlon journey.

Courses Run

- Perth Foundation Coaching Course – September 2023 – 12 participants
- Perth Foundation Coaching Course – January 2024 – 7 participants
- Perth Foundation Coaching Course – February 2024 - 8 participants
- Perth Development Coaching Course – April 2024 – 11 participants

WA Coaches by Accreditation		WA Coaches by License		WA Coaches by Gender	
Foundation	35	Professional	60	Male	59
Development	53	Volunteer	47	Female	48
Performance	15	TOTAL	107	TOTAL	107
High Performance	1				
Legacy Foundation	3				
TOTAL	107				

WA Coaches by Age				
20 – 29 yr	30 – 39 yr	40 – 49 yr	50 – 59 yr	60+ yr
6	18	41	26	16



Technical Officiating

The 2023/2024 season presented several challenges for officials and sanctioning. Finding volunteers has become increasingly challenging in recent times due to various factors impacting community engagement and availability.

With the brand rollover from Triathlon Australia to AusTriathlon, WA Technical Officials were without updated uniforms for the latter half of the season. This meant the technical team, including newly accredited officials, were wearing uniforms from several seasons ago. This will be remedied in 2024/25.

Despite these challenges, WA officials rallied together to ensure smooth operations, with a total of 46 active officials contributing to the success of the season.

Overall, there were 96 sanctioned events across the state, with WA technical officials present at 37 of these events, filling a total of 180 officiating positions. The two largest events were IRONMAN WA, staffed by 23 officials, and the Busselton Festival of Triathlon, supported by 15 officials. Additionally, Western Australia hosted the National School Sport Triathlon and Aquathlon Championships. This prestigious event, held in Rockingham over two days, showcased the best junior athletes from each state and was well supported by the WA technical team.

WA Officials by Club	
Bunbury Triathlon Club	2
Busselton Triathlon Club	1
EFS Triathlon Club	2
Esperance Triathlon Club	2
Fremantle Triathlon Club	1
Mandurah Triathlon Club	4
North Coast Triathlon Club	7
Perth Hills Triathlon Club	5
Rockingham Triathlon Club	2
Stadium Triathlon Club	5
Non-Club	9
UWA Triathlon Club	4
XTR Triathlon Club	2
TOTAL	46

WA Officials by Accreditation	
LTO – Local	35
RTO - Regional	6
ATO - Australian	5
TOTAL	46

WA Officials by Gender	
Male	23
Female	22
Other	1
TOTAL	46



STATE-RUN EVENTS

Rockingham Foreshore Triathlon

The 2024 Rockingham Foreshore Triathlon was held on Sunday 4 February at Bell Park, Rockingham. This was the fourth iteration of the event, supported by the City of Rockingham, DLGSC, Healthway and Fremantle Ports, with in-kind support from Beach Rock IGA.

Rockingham Foreshore Triathlon provides a fun and competitive race opportunity that encourages community participation in the sport of triathlon in the following events:

- Draft Legal Sprint – 750m swim, 20km cycle, 5km run.
- Kids Triathlon – 100m swim, 3km cycle, 500m run.
- Enticer – 200m swim, 9km cycle, 2.4km run.
- Sprint – 750m swim, 18km cycle, 5km run.

The event saw a total of 569 registered attendees across all events, with a record Draft Legal field featuring 39 Elite and U23 athletes. Additionally, an estimated 500 spectators and supporters were present to cheer on the participants. Notably, 49% of the participants were first-time competitors, adding to the excitement and diversity of the event. The event was supported by a dedicated team of 15 volunteers.

Registered Participants by Age					
	Children 12<	Youth 13-18	Adults 18+	Mature 55+	TOTAL
Kids Triathlon	73	3	NA	NA	76
Enticer	17	45	69	5	136
Sprint	NA	5	247	66	318
Draft Legal	NA	23	15	1	39
TOTAL	90	76	331	72	569
Percentage	15.8%	13.4%	58.2%	12.6%	

Registered Participants by Gender			
	Male	Female	TOTAL
Kids Triathlon	35	41	76
Enticer	48	88	136
Sprint	191	127	318
Draft Legal	25	14	39
TOTAL	299	270	569
Percentage	52.55%	47.45%	

Finance

The 2024 event saw a net profit of just \$2,108.45, representing a 5.8% decrease in net profit compared to 2023 (\$2,239.15). This was due to lower participation numbers at the event, along with increased operational costs.



Every Woman Triathlon

Every Woman Triathlon aims to be a supportive, fun-filled experience for women and girls of all ages and ability levels. The event's purpose is to encourage and inspire women and girls, especially beginners, to try triathlon and multisport in a safe and inclusive environment.

The 2024 Every Woman Triathlon took place on Sunday 18 February at Champion Lakes Regatta Centre. This marked the event's fourth year overall and the second year under Triathlon WA's ownership and management.

Nearly 400 athletes of all abilities participated in triathlon distances including:

- Mini - 100m Swim, 6.5km Bike, 1km Run (Ages 12 Years and Over)
- Enticer - 250m Swim, 11.5km Bike, 2km Run (Ages 12 Years and Over)
- Long - 750m Swim, 21.5km Bike, 5km Run (Ages 14 Years and Over)
- Kids Triathlon - 100m Swim, 3km Bike, 1km Run (All Genders Ages 7-15 Years)

Due to an extremely hot forecast of 40 degrees Celsius and rising for race weekend, race organisers made the decision to start the event 30 minutes earlier than originally scheduled to avoid peak heat and UV times. With additional measures in place to combat the heat, the event was successful and had overwhelmingly positive participant feedback.

Every Woman Triathlon partnered with Charity Share the Dignity Australia, and community group Academy of Dance and Elegance for fundraising opportunities at the event.

Registered Participants by Age					
	Children <12	Youth 13-18	Adults 18+	Mature 55+	TOTALS
Kids Triathlon	63	2	NA	NA	65
Mini	5	5	21	2	33
Enticer	5	17	138	5	165
Long	NA	5	119	2	126
TOTALS	73	29	278	9	389
Percentage	18.8%	7.4%	71.5%	2.3%	

Registered Participants by Gender			
	Male	Female	TOTALS
Kids Triathlon	28	37	65
Mini	NA	33	33
Enticer	NA	165	165
Long	NA	126	126
TOTALS	28	361	389
Percentage	7.2%	92.8%	

Finance and Funding

The 2024 event received funding support from DLGSC, Healthway, and the City of Armadale, generating a total revenue of \$43,988.40. After deducting operating costs, the event achieved a net profit of \$6,970.60. This marks a substantial improvement compared to 2023, when the event recorded a net loss of \$3,242.33. This improvement reflects an increase of 315.4%, or \$10,212.93, in profitability.



Busselton Festival of Triathlon

The 2024 Busselton Festival of Triathlon took place 3-5 May 2024 at Barnard Park and Busselton Foreshore, marking the 23rd year of operation for this iconic event. Busselton Festival of Triathlon aims to celebrate and promote the sport of triathlon by providing a premier racing experience for athletes of all levels. The festival aims to foster a sense of community, encourage participation, and showcase the beauty of Western Australia while delivering a memorable and rewarding experience for participants, spectators, and volunteers alike. Through its events, the festival seeks to enhance the physical, social, and mental well-being of participants while contributing to the growth and development of triathlon in the region.

Race Distances:

- Busselton 100 – 2km swim, 80km cycle, 18km run
- Busselton Aquabike – 2km swim, 80km cycle
- WQE Aquabike – 2km swim, 40km cycle
- Busselton Foreshore Enticer - 200m swim, 8km cycle, 2km run
- Busselton Foreshore Sprint - 750m swim, 20.5km cycle, 4km run
- Kids Triathlon Long - 200m swim, 4km cycle, 1km run
- Kids Triathlon Short - 100m swim, 2km cycle, 500m run

Overview of the Event

Following the success of the 2023 event, which won the inaugural Community Sporting Event of the Year award at the WA Sport Awards, expectations were high. Our team rose to the challenge and delivered a high-quality event with excellent competitor satisfaction, achieving an overall 96% satisfaction rate. We built on existing infrastructure and made thoughtful, meaningful additions to the weekend.

The 2024 festival saw a strong turnout with 2,105 registered competitors, an estimated 5,300 spectators and supporters, and more than 300 dedicated volunteers across three days.

Friday 3rd May was an opportunity for athletes to collect their race packs and purchase merch, with racing set to start the next day. Saturday featured the Busselton Foreshore Triathlon with 494 competitors and the Kids Triathlon with 269 competitors.

Sunday showcased the Busselton 100 and Busselton Aquabike, with 1,342 athletes registered. The expo area buzzed with activity and included new additions such as chocolate milk, scrolls, gluten-free food options, and an ice bath provider at the finish line. The Busselton 100 event was livestreamed on Facebook and YouTube, attracting additional online spectators.

The post-race awards function for the Busselton 100 and Aquabike at the Esplanade Hotel Busselton was a resounding success, drawing over 150 attendees. Future events will require a larger venue to accommodate the growing interest in post-race celebrations and a larger scale production for the awards.



Registered Participants by Event and Origin

Event	Busselton Residents	Other WA Residents	Interstate	Overseas	TOTALS
Busselton 100 and Aquabike	70	1245	22	5	1342
Busselton Foreshore Triathlon	31	458	5	0	494
Busselton Kids Triathlon	70	195	3	1	269
Totals	171	1898	30	6	2105
Percentage	8.12%	90.17%	1.43%	0.29%	

Registered Participants by Event and Age Group

Age Group	Busselton 100 and Aquabike	Busselton Foreshore Triathlon	Kids Triathlon	Totals	Percentage
Under 12	NA	NA	231	231	10.97%
12-15	NA	51	38	89	4.23%
16-19	7	32	NA	39	1.85%
20-29	318	109	NA	427	20.29%
30-39	353	150	NA	503	23.90%
40-49	332	93	NA	425	20.19%
50-59	242	43	NA	285	13.54%
60-69	80	14	NA	94	4.47%
70-79	10	2	NA	12	0.57%
Totals	1342	494	269	2105	

Registered Participants by Event and Gender

Gender	Busselton 100 and Aquabike	Busselton Foreshore Triathlon	Kids Triathlon	Totals	Percentage
Male	855	200	126	1181	56.10%
Female	487	294	143	924	43.90%
Totals	1342	494	269	2105	

The Busselton 100 and Aquabike saw an 8% increase in registrations, the Kids Triathlon experienced a 15% rise, and the Foreshore Triathlon also increased by 15%, reaching maximum capacity. Overall, participation increased by 11% compared to 2023.

From the post-event survey, 85.2% of participants said they are likely to compete again in 2025, and 94.64% of respondents said they would recommend the event to a friend. The bucket list nature of long course triathlon makes it difficult to retain competitors year on year, however building the event experience and fun means that through word of mouth, new competitors will find and try the sport.

Finance and Funding

The 2024 Busselton Festival of Triathlon secured major funding of \$50,000 through a naming rights partnership with Global Advanced Metals. Major funding was also secured through the Department of Local Government, Sport and Recreation, Healthway, and Tourism Western Australia, totalling \$172,625.00. Additional in-kind and cash contributions made up \$ 7,895.47.

The event was a resounding success, producing income of \$787,564.38. With total operating expenses deducted, the event had a net profit of \$19,999.55 for 2024. This represents a profit increase of 147.3%, or \$62,257.52, when compared to 2023. The 2023 event produced a net loss of \$42,257.97, with operating costs exacerbated by hosting the Oceania Cup and Oceania Para Cup Busselton.

The 2024 event spent \$140,351.52 in operations costs with local South West suppliers, continuing the tradition of supporting businesses in Bunbury, Busselton and the Margaret River Region. In addition, the event generated an estimated \$5,056,760 in direct expenditure from competitors and supporters in the region, boosting tourism and the local economy.

Triathlon WA will continue to seek commercial sponsorship to supplement grant funding to ensure we can continue to improve our offering without affecting the bottom line or continually increasing entry fees.

Sustainability

Significant improvements were made to event consumables and packaging in 2024. Most participant items were made from recycled materials including apparel items, bags and water bottles. Anticipating 10% of athletes choosing to utilise our 'donate your tee, help plant a tree' initiative, we reduced order quantities so there would be less waste.

All medals came wrapped in recyclable paper, not plastic. The lanyards of all the medals were recycled polyester, and the Foreshore Triathlon medals were multipurpose – converting into a reusable lanyard and keychain.

There was no plastic packaging on finisher towels, and the athlete tees came in compostable plastic sleeves which could be put into FOGO/green waste bins. Biodegradable cups were used on course, and Containers for Change bins were available in the event area.



AWARDS AND SERVICE

Life Membership

The award of Life Membership is the highest honour Triathlon WA can bestow on an individual and is awarded in recognition of those who have made an outstanding contribution to the existence or effectiveness of the association during their membership.

Two new life members were recognised in season 2023/24.

Vicki Delves

Vicki's dedication to triathlon has endured since 1993 when she became a founding member of City Triathlon Club. Over the years, she served as head coach, TRYstars program coordinator, and club President. Her impact extends beyond the club, notably with the Women's Triathlon Academy, which she founded in 1997. This initiative, now in its 27th year, fosters inclusivity for women in triathlon.

Vicki's contributions also include volunteering for Women in Sport initiatives, leading women's cycling sessions, and supporting events like the Weetbix Triathlon and Women's Triathlon. Additionally, she dedicated her time as lead escort rider at Busselton for 5 years, marshal at School Sport WA events, and served on the School Sport WA board.

Vicki's legacy of service has left an indelible mark on the triathlon community.



David Budge

For over two decades, David has been at the forefront of triathlon innovation in Western Australia, shaping the sport into what it is today. As Race Director for over 200 triathlons, including 50+ State, National, and World Championship events, he has ensured quality and inclusivity for all participants.

David's pioneering spirit was evident in managing the first multisport event, the Coca Cola Aquathlon Series, and his pivotal role in establishing triathlon in Busselton, which became home to one of the world's largest Half IRONMAN races. His contributions have made a lasting impact, cementing the "Busso Half" as an iconic sporting event in WA's landscape.

The sport and the races on offer would not be where they are today without Dave's years of hard work.





Annual Awards

On Sunday, 26 May 2024, the 2023/24 Triathlon WA Annual Awards were held at Rendezvous Hotel on the Scarborough Foreshore. We welcomed 130 athletes, supporters, staff, partners and friends for a brunch to celebrate the season.

Service to Sport

The recipients of the 2023/24 Service to Sport Award were Kate Bevilaqua and Guy Crawford. For over a decade, Kate and Guy have served as athletes, coaches, mentors, ambassadors, and commentators, inspiring others with their leadership and achievements. Through their careers, coaching and volunteer work, they have contributed greatly to nurturing the next generation of triathletes. Both Kate and Guy have consistently shown their commitment to supporting Triathlon WA and the growth of our community through regional school coaching programs, coach development initiatives, mentoring Pathway Program athletes, assisting with initiatives like the Lightning League, volunteering, and active participation in local events.



Community Coach of the Year

The recipient of the Community Coach of the Year award for 2023/24 was Brad Kaye. Brad has been a powerhouse in the triathlon community for many years, and regularly coaches swim sessions for North Coast Triathlon Club as well as helping with their Men in Triathlon program. Brad is also a coach for the GK Endurance squad, supporting the cycle sessions for GK Juniors and filling in for other coaches as needed. Throughout the season, Brad played a crucial role in supporting the WA Team and TWA pathway program, mentoring juniors and contributing to new initiatives.



Coach of the Year

The recipient of the Coach of the Year for 2023/24 was Stuart Durham. Stuart's genuine passion for the sport and unwavering commitment to his athletes has led to remarkable achievements. Under his guidance, WA athletes have secured back-to-back state titles, podium finishes in 70.3 events, and world rankings. Stuart's inclusive coaching philosophy ensures personalised attention for every athlete, regardless of their level. His positive and supportive squad environment has made a significant impact on training experiences. Beyond individual successes, Stuart has guided age group athletes to prestigious championships, with his juniors and age groupers consistently excelling at local triathlons.



Chris Hewitt Memorial Award (President's Trophy)

The recipient of this award was Bill Lacic, from North Coast Triathlon Club. Bill played a pivotal role in expanding grassroots initiatives and strengthening his club's relationships with the local community across the season. He actively engaged with the local government and other sporting bodies, constantly exploring innovative ideas to promote the sport and lifestyle. His enthusiasm for triathlon, club camaraderie, and community values shone through. He maintains open communication with Triathlon WA staff, providing valuable feedback and ideas for program enhancements.



Bill started as the merchandise manager for the North Coast Triathlon Club committee, but then stepped up to the role of programs coordinator. He has successfully managed and grown several key courses, including the Women in Triathlon Course, Men in Triathlon Course, TRYstars, and TRYstars Next. Organised and proactive, Bill has already scheduled the club's programs for next season, secured venues, and liaised with key stakeholders. He takes initiative, ensuring tasks are completed promptly and efficiently for the benefit of the NCTC committee and the wider community.

Individual Performance of the Year – Male

The winner for the 2023/24 award was Nick Thompson. In his debut year as a professional athlete, he captured the attention of the entire country with several impressive long course performances. He started the season by winning the IRONMAN 70.3 Sunshine Coast in September 2023. Next, he conquered IRONMAN Western Australia in December 2023, finishing third. In February 2024, he secured victory at IRONMAN 70.3 Tasmania, and to round out the season he broke the course record and clinched the victory at the 2024 Busselton 100, crossing the finish line in an astonishing time of 3:15:32 – just six days after competing at IRONMAN Texas. These outstanding performances showcase his talent, determination, and resilience.



Individual Performance of the Year – Female

The winner for the 2023/24 award was Sally Pilbeam. Among various key results in the 23/24 season, Sally most notably achieved a bronze medal in the PTS4 category at the 2023 Paratriathlon World Championship in Pontevedra, Spain. Her remarkable accomplishments have placed her 3rd in the Paratriathlon World Rankings, and she is on the path to represent Australia at the Paris Paralympics. Sally's other extraordinary achievements in the 2023/2024 season include:

- 3rd Place – 2023 World Triathlon Para Championships Pontevedra (SPN)
- 2nd Place – 2024 Oceania Triathlon Para Championships Stockton (NSW)
- 4th Place – 2024 World Triathlon Para Series Yokohama (JPN)



Sally's unwavering commitment, tireless training, and competitive spirit have distinguished her as one of the top athletes in the local, national and international triathlon community.

Development Athlete of the Year

Male Winner: Luke Williams

Luke brings joy and fun in everything he does, always striving to improve as an athlete. In season 2023/24, he achieved outstanding results, including a 2nd place at the Intermediate School Sport Nationals and a 1st place at the Australian Youth SuperSprint Championships.

Female Winner: Ava Henville

Ava is a humble and hard-working athlete who has been consistently strong across all 3 disciplines for many years. Ava won just about every local race she toed the line at in 2023/24, and placed 4th at the Intermediate School Sport Nationals. In early 2024, she stepped up to race her first Junior national race and showed amazing tenacity to ride solo and run herself into 3rd, which saw her claim 2nd place at the Australian Junior Sprint Championships in Wollongong in April.



Technical Service Awards

The Technical Service Awards are awarded in recognition of a Technical Official who has provided many years of commitment and service.

- 5 Years – Trevor Forward
- 15 Years – John Janssen
- 15 Years – Chris Limb

A special additional recognition award was presented to Chris Limb commemorating his time in the sport, as he retired from officiating this season.

Steve Barrie Award

The recipient of the Steve Barrie Technical Official of the Year award was Jeffrey Dick. In his four years as a member of the Australian Technical Officiating Program, Jeff has exhibited exceptional dedication. In season 2023/24 alone, he officiated at 10 sanctioned events.



Champion Club

The winner of the 2024 Champion Club Award was Mandurah Triathlon Club.

Interclub Series Conference Champions

- North Conference Champion: Stadium Triathlon Club.
- South Conference Champion: Mandurah Triathlon Club
- Regional Conference Champion: Busselton Triathlon Club
- 2024 Interclub Overall Champion: Mandurah Triathlon Club



Triathlete of the Year

2023/24 Triathlete of the Year Winners		
Age Group	Male	Female
12-13	Dean Skroza	Lucy Henville - Tie Florence Erskine - Tie
14-15	Andrew Newton	Ava Henville
16-19	Will Cramsie	Bridie Crew
20-24	Daniel Buis	Cassy Newman
25-29	Damien McAleese	Sarah Nisbet
30-34	Jarrad Bowen	Melanie Wade
35-39	Iain Miller	Michelle Carranza
40-44	Brett Johnson	Christina Ladyman
45-49	Danny Cobb	Kate Atkinson
50-54	Russell Harris	Emma Leonard
55-59	Matt McKay	Caroline Anderson
60-64	Andrew Johns	Lise Ashton
65-69	Barry Silverlock	Trish Vickery
70-74	David Whiteley	-
Open	Reece Harris	Aleisha Wesley

State Champions

Sprint - City of Joondalup Coastal Quest		
Age Group	Male	Female
20-24	Oliver Terry	Cassy Newman
25-29	Damien McAleese	-
30-34	Jarrad Bowen	Melanie Wade
35-39	Joao Carlos Bernardes Neto	Anna-Lee Martinovich
40-44	Brett Johnson	Christina Ladyman
45-49	Peter Brozicevich	Kate Atkinson
50-54	Russell Harris	Katherine Ryan



55-59	Matt McKay	Jane Hardy
60-64	Darryl Harris	Lise Ashton
65-69	Richard Burnell	Trish Vickery
70-74	David Whiteley	-
Open	Matt Burton	Aleisha Wesley

Standard Distance - Austal Tiger Snake Classic Triathlon

Age Group	Male	Female
20-24	Oliver Terry	Ella Phelan
25-29	Damien McAleese	Kristan Boyle
30-34	Rhys Williams	Jessica Kiekebosch-Fitt
35-39	Loic Draoulec	Emma Moon
40-44	Brett Johnson	Danni Jones
45-49	Barry Williamson	Fiona Yard
50-54	Bart Hollemans	Fiona Hampton
55-59	Paul Thompson	Caroline Anderson
60-64	Andrew Johns	Lise Ashton
65-69	Barry Silverlock	Trish Vickery
70-74	David Whiteley	-
Open	Nick Thompson	Aleisha Wesley

Long Course Triathlon- Busselton 100

Age Group	Male	Female
20-24	Andrew Flint	Abbie Crew
25-29	Damien McAleese	Sarah Nisbet
30-34	Fraser Shand	Melanie Wade
35-39	Keiran Birch	Clodagh Glynn
40-44	Brett Johnson	Paivi Hanninen
45-49	Barry Williamson	Fiona Yard
50-54	Mathew Jennings	Katherine Ryan




55-59	Matt McKay	Caroline Anderson
60-64	Tim Howley	June Ward
65-69	Barry Silverlock	Trish Vickery
70-74	Thomas Mowbray	Jenny Owen
Open	Nick Thompson	Rachael Smyth

Duathlon - EXSS Sprint Duathlon

Age Group	Male	Female
12-13	Dean Skroza	Florence Erskine
14-15	Luke Williams	Ella Rayner
16-19	Christophe Gardner	Erin Driscoll
20-24	Daniel Buis	Cassy Newman
25-29	Jack Mcleay	Jessica Pratley
30-34	Chris Williams	Melanie Wade
35-39	Joao Carlos Bernardes Neto	Alexandra Meek
40-44	Stephen Holmes	Anna Massey
45-49	Danny Cobb	Alison Thompson
50-54	Russell Harris	Natasha Pertwee
55-59	Matt McKay	Lisa Hitchcock
60-64	Andrew Johns	Lise Ashton
65-69	Steve Ware	Trish Vickery
70-74	Ross Clark	-
Open	Matt Burton	Aleisha Wesley

Cross-Triathlon - XTERRA Dunsborough

Age Group	Male	Female
20-24	Joel Nicholson	Sarah Tucknott
25-29	Peter Hiotis	-
30-34	Chris Williams	-
35-39	Jesse Sullivan	Michelle Carranza



40-44	Leon Wilken	Anna Massey
45-49	Marcus Rooney	Tracey Schmidt
50-54	Bart Hollemans	Emma Leonard
55-59	Alan Clark	Judy Lucas
60-64	Andrew Johns	Ruth Metcalf
Open	-	Kristen Gardner

Aquathlon - Joondalup Autumn Classic

Age Group	Male	Female
12-13	Liam Johnson	Olivia Smith
14-15	Luke Williams	Ava Henville
16-19	Will Cramsie	Bridie Crew
20-24	Daniel Buis	Abbie Crew
25-29	Alex Barron	Jordan Branch
30-34	Jarrad Bowen	Katya Anderson
35-39	Stuart Brown	-
40-44	Phill Corrick	Rebecca Lewis
45-49	Marcus Rooney	Petra Jerejian
50-54	Russell Harris	Emma Leonard
55-59	Lucky Phil Monks	Caroline Anderson
60-64	Andrew Johns	Lise Ashton
65-69	Barry Silverlock	-
Open	Reece Harris	Indie Arbuckle



WA TRIATHLON

TRIATHLON WESTERN AUSTRALIA INC.

ABN 94 233 007 720

FINANCIAL REPORT FOR THE YEAR ENDED

30 JUNE 2024

TRIATHLON WESTERN AUSTRALIA INC.

CONTENTS

	PAGE
Board's Declaration	3
Independent Auditor's Report	4
Statement of Profit or Loss	6
Statement of Financial Position	7
Statement of Changes in Equity	8
Statement of Cash Flows	9
Notes to the Financial Statements	10
Auditor's Independence Declaration	21

TRIATHLON WESTERN AUSTRALIA INC. BOARD DECLARATION

The Board has determined that Triathlon Western Australia Inc. is not a reporting entity.

The Board has determined that this special purpose financial report should be prepared in accordance with accounting policies outlined in Note 1 to the financial statements.

The Board Members of Triathlon Western Australia Inc. declare that:

1. The financial statements and notes, as set out herein:
 - give a true and fair view of Triathlon Western Australia Inc.'s financial position as at 30 June 2024 and its performance for the year ended on that date; and
 - Comply with the Australian Accounting Standards (including the Australian Accounting Interpretations) to the extent described in Note 1 to the financial statements, and the Associations Incorporation Act 2015; and
2. In the Board Members' opinion, there are reasonable grounds to believe that Triathlon Western Australia Inc. will be able to pay its debts as and when they fall due and payable.

This declaration is made in accordance with a resolution of the Board of Triathlon Western Australia Inc.



Brenden Koh
President



Lauren McGregor
Treasurer

2 October 2024

**INDEPENDENT AUDITOR'S REPORT
TO THE BOARD OF DIRECTORS OF TRIATHLON WESTERN AUSTRALIA INC.**

Opinion

We have audited the financial report of Triathlon Western Australia Inc. ('the Association'), which comprises the statement of financial position as at 30 June 2024, the statement of profit or loss and other comprehensive income, statement of changes in equity and statement of cash flows for the year then ended, and notes to the financial statements, including a summary of significant accounting policies and the Board of Directors' Declaration.

In our opinion the accompanying financial report gives a true and fair view of the financial position of the Association as at 30 June 2024, and of its financial performance for the year then ended in accordance with the *Associations Incorporation Act 2015* and the Australian Accounting Standards to the extent described in Note 1 to the financial statements.

Basis for Opinion

We conducted our audit in accordance with Australian Auditing Standards. Our responsibilities under those standards are further described in the *Auditor's Responsibilities for the Audit of the Financial Report* section of our report. We are independent of the Association in accordance with the ethical requirements of the Accounting Professional and Ethical Standards Board's APES 110 *Code of Ethics for Professional Accountants (including Independence Standards)* ('the Code') that are relevant to our audit of the financial report in Australia. We have also fulfilled our other ethical responsibilities in accordance with the Code.

We believe that the audit evidence we have obtained is sufficient and appropriate to provide a basis for our opinion.

Emphasis of Matter – Basis of Accounting

We draw attention to Note 1 to the financial report, which describes the basis of accounting. The financial report has been prepared for the purpose of fulfilling the Association's Board of Directors' financial reporting responsibilities under the *Associations Incorporation Act 2015*. As a result, the financial report may not be suitable for another purpose. Our opinion is not modified in respect of this matter.

Responsibilities of Board of Directors for the Financial Report

Board of Directors is responsible for the preparation and fair presentation of the financial report in accordance with the financial reporting requirements of the *Associations Incorporation Act 2015* and for such internal control as the Board of Directors determines is necessary to enable the preparation of a financial report that is free from material misstatement, whether due to fraud or error.

In preparing the financial report, Board of Directors is responsible for assessing the Association's ability to continue as a going concern, disclosing, as applicable, matters relating to going concern and using the going concern basis of accounting unless Board of Directors either intends to liquidate the Association or to cease operations, or has no realistic alternative but to do so. Board of Directors is responsible for overseeing the Association's financial reporting process.

Auditor's Responsibilities for the Audit of the Financial Report

Our objectives are to obtain reasonable assurance about whether the financial report as a whole is free from material misstatement, whether due to fraud or error, and to issue an auditor's report that includes our opinion. Reasonable assurance is a high level of assurance, but is not a guarantee that an audit conducted in accordance with the Australian Auditing Standards will always detect a material misstatement when it exists.

Misstatements can arise from fraud or error and are considered material if, individually or in the aggregate, they could reasonably be expected to influence the economic decisions of users taken on the basis of this financial report.

Head Office

PO Box 767, West Perth WA 6872
Level 3 / 72 Kings Park Road, West Perth WA 6005

Melbourne

PO Box 670, North Melbourne VIC 3051

p 1300 291 060

e info@relianceauditing.com.au
w www.relianceauditing.com.au

Auditor's Responsibilities for the Audit of the Financial Report (Continued)

As part of an audit in accordance with the Australian Auditing Standards, we exercise professional judgement and maintain professional scepticism throughout the audit.


We also:

- Identify and assess the risks of material misstatement of the financial report, whether due to fraud or error, design and perform audit procedures responsive to those risks, and obtain audit evidence that is sufficient and appropriate to provide a basis for our opinion. The risk of not detecting a material misstatement resulting from fraud is higher than for one resulting from error, as fraud may involve collusion, forgery, intentional omissions, misrepresentations, or the override of internal control.
- Obtain an understanding of internal control relevant to the audit in order to design audit procedures that are appropriate in the circumstances, but not for the purpose of expressing an opinion on the effectiveness of the Association's internal control.
- Evaluate the appropriateness of accounting policies used and the reasonableness of accounting estimates and related disclosures made by the Board of Directors.
- Conclude on the appropriateness of the Board of Directors's use of the going concern basis of accounting and, based on the audit evidence obtained, whether a material uncertainty exists related to events or conditions that may cast significant doubt on the Association's ability to continue as a going concern. If we conclude that a material uncertainty exists, we are required to draw attention in our auditor's report to the related disclosures in the financial report or, if such disclosures are inadequate, to modify our opinion. Our conclusions are based on the audit evidence obtained up to the date of our auditor's report. However, future events or conditions may cause the Association to cease to continue as a going concern.
- Evaluate the overall presentation, structure and content of the financial report, including the disclosures, and whether the financial report represents the underlying transactions and events in a manner that achieves fair presentation.

We communicate with the Board of Directors regarding, among other matters, the planned scope and timing of the audit and significant audit findings, including any significant deficiencies in internal control that we identify during our audit.

Reliance Auditing Services

Reliance Auditing Services (WA) Pty Ltd



Naz Randeria
Managing Director
Perth
2 October 2024

TRIATHLON WESTERN AUSTRALIA INC.
STATEMENT OF PROFIT OR LOSS AND OTHER COMPREHENSIVE
INCOME

FOR THE YEAR ENDED 30 JUNE 2024

	Note	2024 \$	2023 \$
Revenue and other income	2	1,388,266	1,292,415
Expenditure			
Depreciation and amortisation		(8,696)	(8,456)
Grants to other organisations		(10,000)	(12,180)
Marketing & communications		(57,014)	(70,209)
Office & occupancy		(64,568)	(57,150)
Project activities		(583,300)	(568,292)
Staffing and contractors		(540,337)	(548,291)
Travel & accommodation		(52,819)	(25,486)
Bad debts		(5,000)	-
Other expenses		(52,266)	(66,508)
Total expenditure		(1,374,000)	(1,356,572)
Net surplus / (deficit) for the year		14,266	(64,157)
Other comprehensive income		-	-
Total comprehensive income / (loss) for the year		14,266	(64,157)

The above statement of profit or loss and other comprehensive income should be read in conjunction with the accompanying notes.

TRIATHLON WESTERN AUSTRALIA INC.
STATEMENT OF FINANCIAL POSITION
AS AT 30 JUNE 2024

		2024	2023
	Note	\$	\$
Current Assets			
Cash and cash equivalents	3	500,101	951,357
Investments – term deposits		400,000	-
Trade and other receivables	4	58,769	48,236
Prepayments	5	13,665	2,921
Total Current Assets		972,535	1,002,514
Non-Current Assets			
Deposits	6	2,490	2,490
Plant and equipment	7	11,556	13,045
Intangible assets	8	4,004	7,212
Total Non-Current Assets		18,050	22,747
Total Assets		990,585	1,025,261
Current Liabilities			
Trade and other payables	9	91,945	147,906
Provisions	10	35,395	28,376
Total Current Liabilities		127,340	176,282
Total Liabilities		127,340	176,282
Net Assets		863,245	848,979
Equity			
Retained surplus		863,245	848,979
Total Equity		863,245	848,979

The above statement of financial position should be read in conjunction with the accompanying notes.

TRIATHLON WESTERN AUSTRALIA INC.
STATEMENT OF CHANGES IN EQUITY
 FOR THE YEAR ENDED 30 JUNE 2024

	<u>Retained Surplus</u>	<u>Total Equity</u>
At 30 June 2022	913,136	913,136
Deficit for the year	(64,157)	(64,157)
Other comprehensive income	-	-
Total comprehensive loss for the year	<u>(64,157)</u>	<u>(64,157)</u>
At 30 June 2023	<u>848,979</u>	<u>848,979</u>
At 30 June 2023	848,979	848,979
Surplus for the year	14,266	14,266
Other comprehensive income	-	-
Total comprehensive income for the year	<u>14,266</u>	<u>14,266</u>
At 30 June 2024	<u>863,245</u>	<u>863,245</u>

The above statement of changes in equity should be read in conjunction with the accompanying notes.

TRIATHLON WESTERN AUSTRALIA INC.
STATEMENT OF CASH FLOWS
FOR THE YEAR ENDED 30 JUNE 2024

	2024	2023
Note	\$	\$
Cash flows from operating activities		
Receipts from grants	617,755	580,530
Receipts from other operating activities	874,211	817,045
Payments to suppliers and employees	(1,551,802)	(1,391,976)
Interest received	12,580	2,221
Net cash flows (used in) / from operating activities	11 (47,256)	7,820
Cash flows from investing activities		
Payments for term deposits	(400,000)	-
Payments for plant and equipment	(4,000)	(3,154)
Net cash flows used in investing activities	(404,000)	(3,154)
Net cash flows used in financing activities		
	-	-
Net (decrease) / increase in cash and cash equivalents	(451,256)	4,666
Cash and cash equivalents at beginning of the year	951,357	946,691
Cash and cash equivalents at end of the year	3 500,101	951,357

The above statement of cash flows should be read in conjunction with the accompanying notes.

TRIATHLON WESTERN AUSTRALIA INC.

NOTES TO THE FINANCIAL STATEMENTS

FOR THE YEAR ENDED 30 JUNE 2024

1. SUMMARY OF MATERIAL ACCOUNTING POLICIES

Basis of Preparation

The financial report is a special purpose financial report prepared in order to satisfy the financial reporting requirements of the Associations Incorporation Act 2015. The Board Members have determined that Triathlon Western Australia Inc. is not a reporting entity.

The financial report covers Triathlon Western Australia Inc. as an individual entity. Triathlon Western Australia Inc. is an association incorporated in Western Australia under the Associations Incorporation Act 2015.

The principal activity of Triathlon Western Australia Inc. is the governance, development and delivery of triathlon, duathlon, aquathlon and health in Western Australia.

The report has been prepared in accordance with the requirements of the Associations Incorporation Act 2015 and the following Australian Accounting Standards:

AASB 101	Presentation of Financial Statements
AASB 107	Statement of Cash Flows
AASB 108	Accounting Policies, Changes in Accounting Estimates and Errors
AASB 1048	Interpretation of Standards
AASB 1054	Australian Additional Disclosures

No other applicable Accounting Standards, Australian Accounting Interpretations or other authoritative pronouncements of the Australian Accounting Standards Board have been applied.

The financial report has been prepared on an accrual basis and is based on historical costs. It does not take into account changing money values, or except where stated, current valuations of non-current assets. Cost is based on the fair values of the consideration given in exchange for assets.

The following is a summary of the material accounting policies adopted by Triathlon Western Australia Inc. in the preparation of the financial report. The accounting policies have been consistently applied, unless otherwise stated.

TRIATHLON WESTERN AUSTRALIA INC.

NOTES TO THE FINANCIAL STATEMENTS

FOR THE YEAR ENDED 30 JUNE 2024

1. SUMMARY OF MATERIAL ACCOUNTING POLICIES, CONTINUED

Significant accounting judgments, estimates and assumptions

The carrying amount of certain assets and liabilities is often determined based on estimates and assumptions of future events. The key estimates and assumptions that have a significant risk of causing a material adjustment to the carrying amounts of certain assets and liabilities within the next annual reporting year are:

(i) Impairment of non-financial assets

The Association assesses impairment of all assets at each reporting date by evaluating conditions specific to the Association and to the particular asset that may lead to impairment. These include asset performance, technology and economic and political environments. If an impairment trigger exists, the recoverable amount of the asset is determined.

(ii) Estimation of useful lives of assets

The estimation of the useful lives of assets has been based on historical experience as well as manufacturers' warranties (for plant and equipment) and turnover policies. In addition, the condition of the assets is assessed at least once every year and considered against the remaining useful life. Adjustments to useful lives are made when considered necessary.

(iii) Long service leave

The Association measures long service leave liability based on estimates of future employee retention rates and pay increases.

Cash and cash equivalents

Cash and cash equivalents includes cash on hand, deposits held at call with banks, other highly liquid investments with original maturities of three months or less, and bank overdrafts.

For the purposes of the statement of cash flows, cash includes cash and cash equivalents as defined above, net of outstanding bank overdrafts.

Trade and other receivables

A receivable represents the Association's right to an amount of consideration that is unconditional (i.e., only the passage of time is required before payment of the consideration is due). Refer to accounting policies of financial assets, Financial instruments – initial recognition and subsequent measurement.

TRIATHLON WESTERN AUSTRALIA INC.

NOTES TO THE FINANCIAL STATEMENTS

FOR THE YEAR ENDED 30 JUNE 2024

1. SUMMARY OF MATERIAL ACCOUNTING POLICIES, CONTINUED

Financial instruments

A financial instrument is any contract that gives rise to a financial asset of one entity and a financial liability or equity instrument of another entity.

i) Financial assets

Initial recognition and measurement

Financial assets are classified, at initial recognition, as subsequently measured at amortised cost, fair value through other comprehensive income (OCI), and fair value through profit or loss.

The classification of financial assets at initial recognition depends on the financial asset's contractual cash flow characteristics and the Association's business model for managing them. With the exception of trade receivables that do not contain a significant financing component or for which the Association has applied the practical expedient, the Association initially measures a financial asset at its fair value plus, in the case of a financial asset not at fair value through profit or loss, transaction costs.

In order for a financial asset to be classified and measured at amortised cost or fair value through OCI, it needs to give rise to cash flows that are 'solely payments of principal and interest (SPPI)' on the principal amount outstanding. This assessment is referred to as the SPPI test and is performed at an instrument level.

The Association's business model for managing financial assets refers to how it manages its financial assets in order to generate cash flows. The business model determines whether cash flows will result from collecting contractual cash flows, selling the financial assets, or both.

Subsequent measurement

For purposes of subsequent measurement, financial assets are classified in four categories:

- Financial assets at amortised cost (debt instruments)
- Financial assets at fair value through OCI with recycling of cumulative gains and losses (debt instruments)
- Financial assets designated at fair value through OCI with no recycling of cumulative gains and losses upon derecognition (equity instruments)
- Financial assets at fair value through profit or loss.

Financial assets at amortised cost (debt instruments)

This category is the most relevant to the Association. The Association measures financial assets at amortised cost if both of the following conditions are met:

- The financial asset is held within a business model with the objective to hold financial assets in order to collect contractual cash flows; and
- The contractual terms of the financial asset give rise on specified dates to cash flows that are solely payments of principal and interest on the principal amount outstanding

Financial assets at amortised cost are subsequently measured using the effective interest (EIR) method and are subject to impairment. Gains and losses are recognised in profit or loss when the asset is derecognised, modified or impaired.

The Association's financial assets at amortised cost includes cash and cash equivalents and trade and other receivables.

TRIATHLON WESTERN AUSTRALIA INC.

NOTES TO THE FINANCIAL STATEMENTS

FOR THE YEAR ENDED 30 JUNE 2024

1. SUMMARY OF MATERIAL ACCOUNTING POLICIES, CONTINUED

Financial instruments (continued)

Derecognition

A financial asset (or, where applicable, a part of a financial asset or part of a group of similar financial assets) is primarily derecognised when:

- The rights to receive cash flows from the asset have expired; or
- The Association has transferred its rights to receive cash flows from the asset or has assumed an obligation to pay the received cash flows in full without material delay to a third party under a 'pass-through' arrangement; and either (a) the Association has transferred substantially all the risks and rewards of the asset, or (b) the Association has neither transferred nor retained substantially all the risks and rewards of the asset, but has transferred control of the asset.

When the Association has transferred its rights to receive cash flows from an asset or has entered into a pass-through arrangement, it evaluates if, and to what extent, it has retained the risks and rewards of ownership. When it has neither transferred nor retained substantially all of the risks and rewards of the asset, nor transferred control of the asset, the Association continues to recognise the transferred asset to the extent of its continuing involvement. In that case, the Association also recognises an associated liability. The transferred asset and the associated liability are measured on a basis that reflects the rights and obligations that the Association has retained.

Impairment of financial assets

The Association recognises an allowance for expected credit losses (ECLs) for all debt instruments not held at fair value through profit or loss. ECLs are based on the difference between the contractual cash flows due in accordance with the contract and all the cash flows that the Association expects to receive, discounted at an approximation of the original effective interest rate.

ECLs are recognised in two stages. For credit exposures for which there has not been a significant increase in credit risk since initial recognition, ECLs are provided for credit losses that result from default events that are possible within the next 12-months (a 12-month ECL). For those credit exposures for which there has been a significant increase in credit risk since initial recognition, a loss allowance is required for credit losses expected over the remaining life of the exposure, irrespective of the timing of the default (a lifetime ECL).

For trade receivables, the Association applies a simplified approach in calculating ECLs. Therefore, the Association does not track changes in credit risk, but instead recognises a loss allowance based on lifetime ECLs at each reporting date. The Association has established a provision matrix that is based on its historical credit loss experience, adjusted for forward-looking factors specific to the debtors and the economic environment.

The Association considers a financial asset in default when contractual payments are 60 days past due. However, in certain cases, the Association may also consider a financial asset to be in default when internal or external information indicates that the Association is unlikely to receive the outstanding contractual amounts in full before taking into account any credit enhancements held by the Association. A financial asset is written off when there is no reasonable expectation of recovering the contractual cash flows.

TRIATHLON WESTERN AUSTRALIA INC.

NOTES TO THE FINANCIAL STATEMENTS

FOR THE YEAR ENDED 30 JUNE 2024

1. SUMMARY OF MATERIAL ACCOUNTING POLICIES, CONTINUED

Financial instruments (continued)

ii) Financial liabilities

Initial recognition and measurement

Financial liabilities are classified, at initial recognition, as financial liabilities at fair value through profit or loss, loans and borrowings, and payables.

All financial liabilities are recognised initially at fair value and, in the case of loans and borrowings and payables, net of directly attributable transaction costs.

The Association's financial liabilities include trade and other payables.

Subsequent measurement

The measurement of financial liabilities depends on their classification, as described below:

Financial liabilities at fair value through profit or loss

Financial liabilities at fair value through profit or loss include financial liabilities held for trading and financial liabilities designated upon initial recognition as at fair value through profit or loss.

Financial liabilities are classified as held for trading if they are incurred for the purpose of repurchasing in the near term.

Gains or losses on liabilities held for trading are recognised in the statement of profit or loss.

Financial liabilities designated upon initial recognition at fair value through profit or loss are designated at the initial date of recognition, and only if the criteria in AASB 9: Financial instruments are satisfied. The Association has not designated any financial liability as at fair value through profit or loss.

Derecognition

A financial liability is derecognised when the obligation under the liability is discharged or cancelled or expires. When an existing financial liability is replaced by another from the same lender on substantially different terms, or the terms of an existing liability are substantially modified, such an exchange or modification is treated as the derecognition of the original liability and the recognition of a new liability. The difference in the respective carrying amounts is recognised in the statement of profit or loss.

Plant and equipment

Plant and equipment is stated at historical cost less accumulated depreciation and any accumulated impairment losses. Such cost includes the cost of replacing parts that are eligible for capitalisation when the cost of replacing the parts is incurred. All other repairs and maintenance are recognised in the profit or loss as incurred.

The cost of each item of plant and equipment is written off over its expected economic life, adjusted for any salvage value if applicable. Depreciation is provided for at the rates specified in the small business entity simplified depreciation tax rules.

Derecognition

An item of plant and equipment is derecognised upon disposal or when no further future economic benefits are expected from its use or disposal.

Impairment

Plant and equipment is reviewed for impairment if there is any indication that the carrying amount may not be recoverable.

TRIATHLON WESTERN AUSTRALIA INC.

NOTES TO THE FINANCIAL STATEMENTS

FOR THE YEAR ENDED 30 JUNE 2024

1. SUMMARY OF MATERIAL ACCOUNTING POLICIES, CONTINUED

Intangible assets

Intangible assets acquired separately are measured on initial recognition at cost. Following initial recognition, intangible assets are carried at cost less any accumulated amortisation and accumulated impairment losses. Internally generated intangibles are not capitalised and the related expenditure is reflected in profit or loss in the period in which it is incurred.

The useful lives of intangible assets are assessed as either finite or indefinite. Intangible assets with finite lives are amortised over the useful economic life and assessed for impairment whenever there is an indication that the intangible asset may be impaired. The amortisation period and the amortisation method for an intangible asset with a finite useful life are reviewed at least at the end of each reporting period. Changes in the expected useful life or the expected pattern of consumption of future economic benefits embodied in the asset are considered to modify the amortisation period or method, as appropriate, and are treated as changes in accounting estimates. The amortisation expense on intangible assets with finite lives is recognised in the statement of profit or loss and other comprehensive income in the expense category that is consistent with the function of the intangible assets.

Intangible assets with indefinite useful lives are not amortised, but are tested for impairment annually. The assessment of indefinite life is reviewed annually to determine whether the indefinite life continues to be supportable. If not, the change in useful life from indefinite to finite is made on a prospective basis.

Websites

Websites are initially recognised at cost and are amortised on a straight-line basis over 5 years.

Trade and other payables

Trade payables and other payables are carried at amortised cost and due to their short-term nature are not discounted. They represent liabilities for goods and services provided to the Association prior to the end of the financial year that are unpaid and arise when the Association becomes obliged to make future payments in respect of the purchase of these goods and services. The amounts are unsecured and are usually paid within 30 days of recognition.

Provisions

Provisions are recognised when Triathlon Western Australia Inc. has legal or constructive obligation, as a result of past events, for which it is probable that an outflow of economic benefits will result, and that outflow can be reliably measured.

Provision recognised represent the best estimate of the amounts required to settle the obligation at reporting date.

GST

Revenues, expenses and assets are recognised net of the amount of GST except:

- when the GST incurred on a purchase of goods and services is not recoverable from the taxation authority, in which case the GST is recognised as part of the cost of acquisition of the asset or as part of the expense item as applicable, and
- receivables and payables, which are stated with the amount of GST included.

The net amount of GST recoverable from, or payable to, the taxation authority is included as part of receivables or payables in the statement of financial position.

Commitments are disclosed net of the amount of GST recoverable from, or payable to, the taxation authority.

TRIATHLON WESTERN AUSTRALIA INC.

NOTES TO THE FINANCIAL STATEMENTS

FOR THE YEAR ENDED 30 JUNE 2024

1. SUMMARY OF MATERIAL ACCOUNTING POLICIES, CONTINUED

Employee entitlements

(i) Wages, salaries and annual leave

Liabilities for wages and salaries, including non-monetary benefits and annual leave expected to be settled within 12 months of the reporting date are recognised in respect of employees' services up to the reporting date. They are measured at the amounts expected to be paid when the liabilities are settled and reported as current liabilities in the statement of financial position.

(ii) Long service leave and other employee entitlements expected to be settled more than 12 months from the reporting date

The liability for long service leave and other employee entitlements expected to be settled more than 12 months from the reporting date is recognised and measured as the present value of expected future payments to be made in respect of services provided by employees up to the reporting date using the projected unit credit method. Consideration is given to expected future wage and salary levels, experience of employee departures, and years of service. Expected future payments are discounted using market yields at the reporting date on national government bonds with terms to maturity and currencies that match, as closely as possible the estimated future cash outflows.

Revenue recognition

Revenue is measured at the fair value of the consideration received or receivable after taking into account any trade discounts and volume rebates allowed. For this purpose, deferred consideration is not discounted to present values when recognising revenue.

Interest revenue is recognised using the effective interest method, which for floating rate financial assets is the rate inherent in the instrument. Dividend revenue is recognised when the right to receive a dividend has been established.

Revenue recognition relating to the provision of services is determined with reference to the stage of completion of the transaction at reporting date and where outcome of the contract can be estimated reliably. Stage of completion is determined with reference to the services performed to date as a percentage of total anticipated services to be performed. Where the outcome cannot be estimated reliably, revenue is recognised only to the extent that related expenditure is recoverable.

All revenue is stated net of the amount of goods and services tax (GST).

Grants and Subsidies

Grant income for contracts with sufficiently specific performance obligations is recognised over time as the performance obligations are satisfied. Grant income for contracts that do not have sufficiently specific performance obligations is recognised immediately upon receipt.

Income Tax

The financial statements have been prepared on the basis that Triathlon Western Australia Inc. is exempt from income tax.

Comparative information

Comparative information has been restated wherever possible to conform to current year figures.

TRIATHLON WESTERN AUSTRALIA INC.
NOTES TO THE FINANCIAL STATEMENTS
 FOR THE YEAR ENDED 30 JUNE 2024

	2024	2023
	\$	\$
2. REVENUE AND EXPENSES		
Revenue		
Grants	562,595	578,038
Membership & affiliation income	140,912	136,559
Commercial income	111,366	69,877
Events income	559,446	504,854
Interest income	12,580	2,221
Fundraising and donations	1,367	-
Sundry income	-	866
Total revenue and other income	1,388,266	1,292,415

3. CASH AND CASH EQUIVALENTS

Cash at bank	498,602	796,888
Debit card	1,499	1,072
Term deposit	-	153,396
	500,101	951,357

4. TRADE AND OTHER RECEIVABLES

Trade debtors	35,518	41,420
Accrued income	8,531	6,816
GST receivable	14,720	-
	58,769	48,236

Other receivables are non-interest bearing and generally on 90-day terms. Due to the short-term return, their carrying values approximate their fair values.

5. PREPAYMENTS

Prepayments	13,665	2,921
	13,665	2,921

TRIATHLON WESTERN AUSTRALIA INC.
NOTES TO THE FINANCIAL STATEMENTS
FOR THE YEAR ENDED 30 JUNE 2024

	2024	2023
	\$	\$
6. DEPOSITS		
<i>Non-current</i>		
Security deposits	2,490	2,490
	<u>2,490</u>	<u>2,490</u>
7. PLANT AND EQUIPMENT		
Plant and equipment		
- at cost	13,879	13,879
- accumulated depreciation	(11,195)	(9,471)
	<u>2,684</u>	<u>4,408</u>
Sporting equipment		
- at cost	16,193	12,193
- accumulated depreciation	(7,321)	(3,556)
	<u>8,872</u>	<u>8,637</u>
Total plant and equipment	<u>11,556</u>	<u>13,045</u>
Reconciliation of carrying amount at the beginning and end of the year		
Office furniture and equipment		
Carrying amount at beginning of year	4,408	3,454
Additions	-	3,154
Depreciation expense	(1,724)	(2,200)
Carrying amount at end of year	<u>2,684</u>	<u>4,408</u>
Sporting equipment		
Carrying amount at beginning of year	8,637	11,685
Additions	4,000	-
Depreciation expense	(3,765)	(3,048)
Carrying amount at end of year	<u>8,872</u>	<u>8,637</u>

TRIATHLON WESTERN AUSTRALIA INC.
NOTES TO THE FINANCIAL STATEMENTS
FOR THE YEAR ENDED 30 JUNE 2024

2024	2023
\$	\$

8. INTANGIBLE ASSETS

Website

- at cost	12,830	12,830
- accumulated amortisation	(8,826)	(5,618)
	<u>4,004</u>	<u>7,212</u>

Reconciliation of carrying amount at the beginning and end of the year

Website

Carrying amount at beginning of year	7,212	10,420
Amortisation expense	(3,208)	(3,208)
Carrying amount at end of year	<u>4,004</u>	<u>7,212</u>

9. TRADE AND OTHER PAYABLES

Trade payables	53,893	72,559
Accrued expenses	7,609	16,064
Income in advance	-	27,191
PAYG and superannuation payable	30,443	26,837
GST payable	-	5,255
	<u>91,945</u>	<u>147,906</u>

Trade and other payables are non-interest bearing and generally settled on 30-day terms. Due to their short-term nature, their carrying amount is assumed to approximate their fair value.

10. PROVISIONS

Current

Annual leave	33,913	27,419
Long service leave	1,482	957
	<u>35,395</u>	<u>28,376</u>

TRIATHLON WESTERN AUSTRALIA INC.
NOTES TO THE FINANCIAL STATEMENTS
FOR THE YEAR ENDED 30 JUNE 2024

2024	2023
\$	\$

11. CASH FLOW RECONCILIATION

Reconciliation of net surplus to net cash flows from operations

Net surplus / deficit	14,266	(64,157)
Adjustments for:		
Depreciation and amortisation	8,697	8,456
Changes in assets and liabilities:		
(Increase) / decrease in receivables	(10,533)	14,885
(Increase) / decrease in prepayments	(10,744)	2,943
(Decrease) / increase in payables	(55,961)	59,083
Increase / (decrease) in provisions	7,019	(13,390)
Net cash flows (used in) / provided by operations	(47,256)	7,820

12. EXPENDITURE COMMITMENTS

The Association has no expenditure commitments.

13. CONTINGENT ASSETS AND CONTINGENT LIABILITIES

The Association has no contingent assets or contingent liabilities.

14. AUDITOR'S REMUNERATION

The auditor of the Association for the year ended 30 June 2024 is Reliance Auditing Services.

Audit fees for audit of the financial report

Amounts received or due and receivable by Reliance Auditing Services:

- relating to the current year	5,470	5,250
	5,470	5,250

15. SIGNIFICANT EVENTS AFTER THE BALANCE DATE

No circumstances or events have arisen subsequent to the end of the year that have had, or are likely to have, a material impact on the operations of the Association or the financial statements.

16. ASSOCIATION INFORMATION

The principal place of business is Sport HQ, 203 Underwood Avenue, Floreat, WA 6014.


AUDITOR'S INDEPENDENCE DECLARATION TO THE BOARD OF DIRECTORS OF TRIATHLON WESTERN AUSTRALIA INC.

In accordance with the requirements of section 80 of the *Associations Incorporation Act 2015*, as auditor for the audit of Triathlon Western Australia Inc. for the year ended 30 June 2024, I declare that, to the best of my knowledge and belief, there have been no contraventions of:

- the auditor independence requirements of the *Associations Incorporation Act 2015* in relation to the audit; and
- any applicable code of professional conduct in relation to the audit.

Reliance Auditing Services

Reliance Auditing Services (WA) Pty Ltd



Naz Randeria
Managing Director
Perth
2 October 2024

2023/24 ANNUAL REPORT

08 9443 9778

ADMIN@WA.TRIATHLON.ORG.AU

203 UNDERWOOD AVENUE

FLOREAT WA 6014

WWW.TRIWA.COM.AU



WA
TRIATHLON